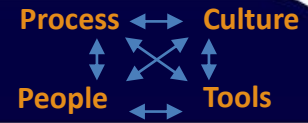
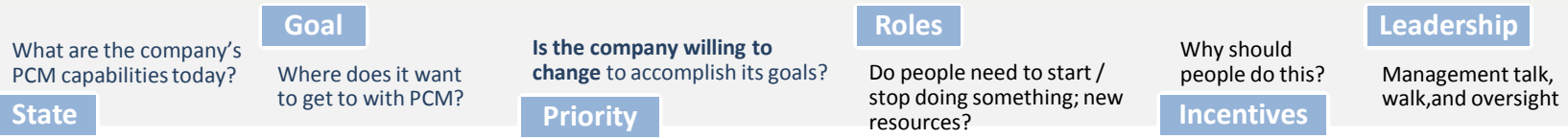


Product Cost Management Map



1. PCM Culture, Goals, Incentives



Dash Boarding, Reporting, and Tracking of PCM benefits and ROI ← Without this oversight, the other processes have limited impact

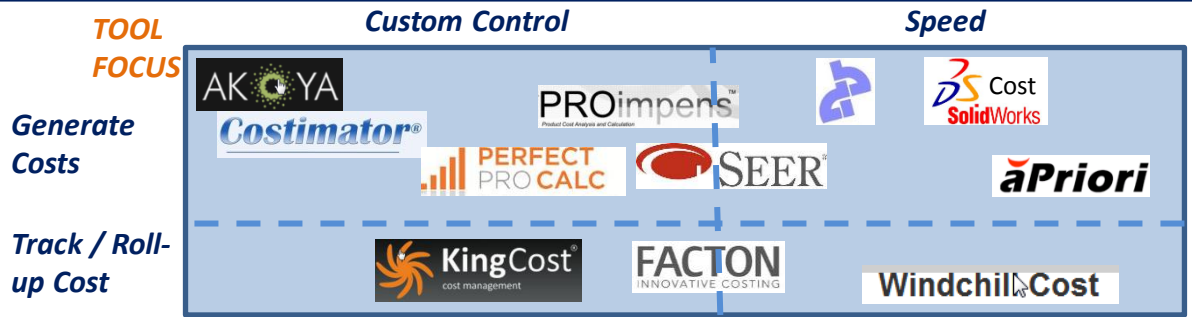
2. PCM Processes



3. PCM Team



4. PCM Tools / Software



Some tools may be used for multiple activities in the lifecycle

Download this map at www.ProductProfitAndRisk.com
Copyright 2012 Hiller Associates
May use with attribution.